




FOR THE LITTLE ONES: The New Age

Materials: Construction paper, cutouts of planes, computers, space vehicles, modern construction equipment, etc., glue, for each child a drawing of the opened Word, as suggested below.

Before class: Hunt in magazines for colorful pictures of modern inventions which are characteristic of the new age. Make the pictures of the Word.

In class: Discuss space-age marvels. Contrast methods of travel, communication and living in the past - before cars, telephone, planes, radio. Let the children select some of the cutouts and glue them to one side of the paper. At the top of the page print THE NEW AGE. Now talk about the revelation of the inner meaning of the Word and the knowledge that Jesus Christ is the one God. The children turn their papers over and glue on the open Word. At the top of this side print THE NEW CHURCH IN THE NEW AGE.



You can make a 3-D Word by using colored stock for a "cover" and white paper for inside pages, printing a Bible verse on each page (one piece of white, folded, is adequate, and will make four "pages"). Open the book and glue the covers to the page.